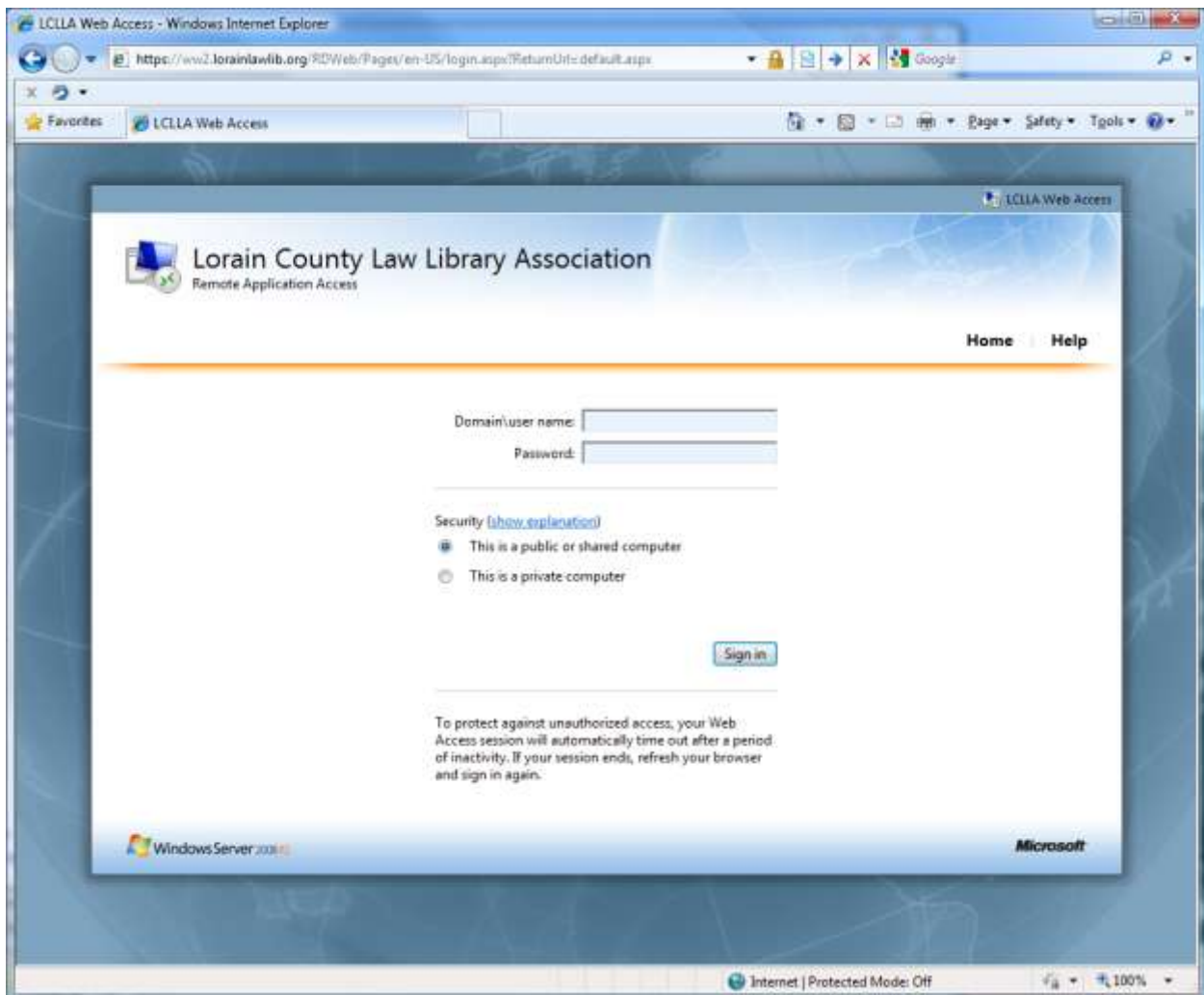


Lorain County Law Library Association Remote Access Update – June 2012

Remote access for the Law Library has recently been updated and has a new look and feel as will be explained here. First some we need to address the prerequisites for using the new web site. With the updated site, you will no longer have to download a special program to gain access to the applications. The programs required are built-in to Windows. If you are running Windows XP service pack 3, Windows Vista, or Windows 7, you should be fine. The site requires Microsoft RDP v6.1 or better. If you are running a version of Windows XP older than service pack 3 you may need to visit the Microsoft Update site, download, and install the newer program.

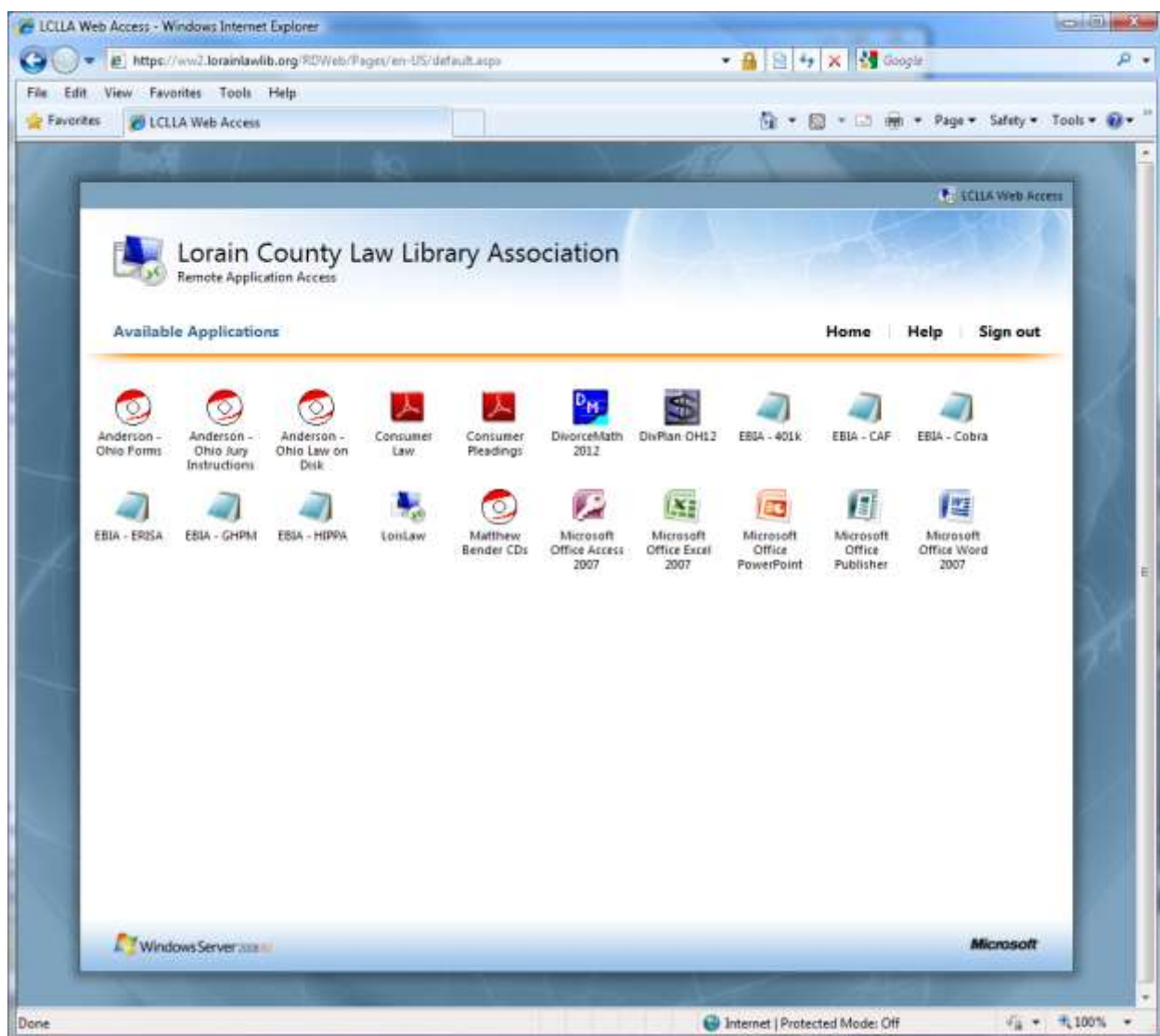
When you click the login button on the member's only page you will be taken to a new remote access set of pages. The first is the login page pictured below.



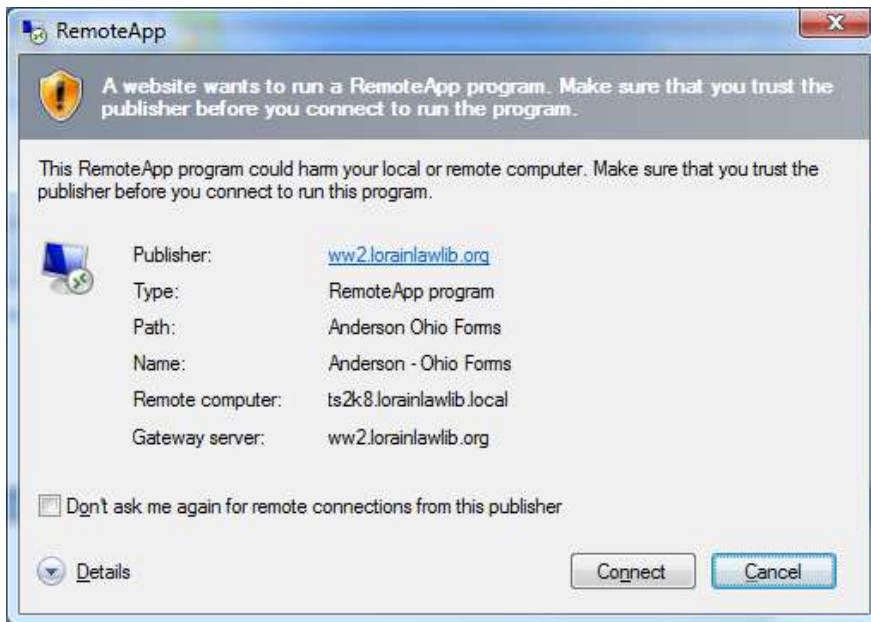
Here is a description of the links and fields on the page.

Type	Name	Description
Link	Home	Click here to return to the Law Library home page
Link	Help	Help for the login page
Option	This is a public of shared computer	Select this option if you are not using your own computer (Default).
Option	This is a private computer	Select his option if you are using your own computer. This will allow your user name to be saved and a longer timeout period.
Field	Domain/User name	Enter your library network user name
Field	Password	Enter your network password
Button	Sign in	Click to logon once your user name, password have been entered.

After clicking the “Sign in” button you will be taken to the page showing the list of available applications. A picture of that page is shown below.



The list of available applications has not changed significantly but is now presented on one page instead of several. To launch an application simply click on its icon. Once clicked, you will be presented with the following informational message widow:



Please note that if you selected the private computer option, the question "Don't ask me again for remote connections from this publisher" will be displayed. This choice is not available for shared computers. Checking the box next to the question will prevent this message from being displayed when you launch additional applications in the future. Otherwise click the "Connect" button to launch the application. If this is the first time you are starting an application since the upgrade, please be patient as it will take approximately 60 to 90 seconds for the system to setup your profile and settings. While the application is starting up you will see the following message.



When finished close all application windows to logoff. You may also click the sign out link on the page with list of applications or close your browser window to completely logoff.